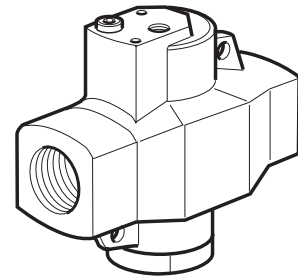




VE Heavy Duty Isolator Valves



- In line installation
- High flow
- Internal supply for signal air
- Suitable as main shut-off valve or as power valve for cylinder and air motors
- Optional low-pressure hydraulic version



Specification

Valve body	Anodised aluminium
Valve spools, standard	Anodised aluminium and vulcanised Nitrile rubber, NBR
Valve spools, +B00	Anodised aluminium and vulcanized Flourcarbon rubber, FPM
Springs	Zinc-plated steel
O-rings, std	Nitrile rubber, NBR
O-rings, +B00	Flourcarbon rubber, FPM
Fitting	Anodised aluminium
Plug	Zinc-plated steel

Operating information

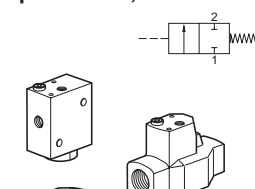
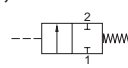
	VE22/23	VE42/43	VE82/83
Working pressure	Max 10 bar	Max 10 bar	Max 10 bar
Working temperature	-10 °C to +70 °C		
Flow, C=	5,4 l/s, bar	20,3 l/s, bar	52 l/s, bar
(acc. to ISO 6358)	(b=0,4)	(b=0,4)	(b=0,35)
Qn=	24,5 l/s	92 l/s	228 l/s
Qmax=	37,8 l/s	142,1 l/s	364 l/s
Signal pressure at 6 bar	Min 3,5 bar	Min 3,5 bar	Min 3 bar

Port 3 must not be plugged or pressurised
 Prelubricated, further lubrication is not normally necessary
 If additional lubrication is introduced it must be continued

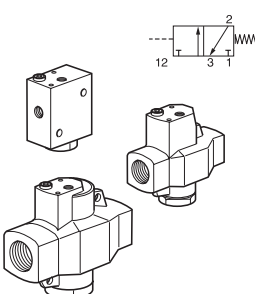
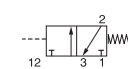
VE42 **A** **S** **5** **+B00**

	Valve series	Actuator	Return	Option
VE22	2/2 G1/4	A Air	S Spring	+B00 Low pressure hydraulic
VE23	3/2 G1/4			
VE42	2/2 G1/2			
VE43	3/2 G1/2			
VE82	2/2 G1			
VE83	3/2 G1			

Main data for Airline Isolator Valves, VE22-83 series

Type	Symbol	Actuator	Return	Operating pressure, at 6 bar	Port size	Weight Kg	Order code	D	
2-port valves, NC									
		Air	Spring	3,5	G1/8	0,44	VE22-A-S-5**	1	
								VE22-A-S-5+B00*	1
		Air	Spring	3,5	G1/2	0,30	VE42-A-S-5**	1	
								VE42-A-S-5+B00*	1
		Air	Spring	3,5	G1	0,80	VE82-A-S-5**	1	
								VE82-A-S-5+B00*	1

3-ports valves, NC

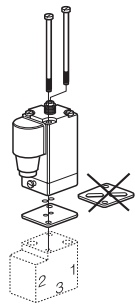
		Air	Spring	3,5	G1/4	0,44	VE23-A-S-5**	1
		Air	Spring	3,5	G1/2	0,30	VE43-A-S-5**	1
		Air	Spring	3,5	G1	0,80	VE83-A-S-5**	1

* For low pressure hydraulics

** For electrically actuated, please order 1 pcs adaptor set, 1 pcs solenoid VE13 and 1 pcs cable connector

Accessories

Description	Weight Kg	Order code	D
Adaptor set for VE13-E-S-6	0,023	4145 0645-90	1



Solenoids



Voltage	Order code	D
24VCC	8204 0498-97	1
24V/50Hz	8204 0498-63	1
110V/50Hz	8204 0498-71	1
220V/50Hz	8204 0498-89	1
240V/50Hz	8204 0489-72	1

Cable plug

For VE13



Designation	Order code	D
Connector 24V, LED+Diode	9125 9980-04	1
Connector 24V AC/DC, LED+VDR	9125 9980-06	1
Connector 110V AC/DC, LED+VDR	9125 9980-08	1
Connector 240V AC/DC, LED+VDR	9125 9980-10	1
Connector, black	9125 9980-11	1